



PRODUCT INFORMATION GUIDE

DOORS, WINDOWS, SECURITY PRODUCTS
AND INTERNAL METAL DOOR FRAMES





Company

Affinity Windows is one of Western Australia's largest manufacturers and suppliers of Aluminium Window Products for both residential and commercial applications.

With over 40 years of industry experience, coupled with the strength and security of the BGC Group (Western Australia's leading building products supplier), Affinity Windows are able to offer the largest and most diverse product range in the state.

With Affinity Windows you can be assured of stylish, functional and quality products with superior sales and after-sales service.



As a member of the H.I.A. and a founding member of the AGWA (Australian Glass & Window Association), Affinity has a professional commitment to on-going Research and Development to ensure the product range aligns with the ever changing needs of both the home owner and the building industry.

Product Range

Affinity is a proud leader in "Window Design Thinking". The Affinity range of products is diverse and detailed and includes Windows and Doors, Showerscreens, Mirrors, Wardrobe Doors, Internal Metal Door Frames and Security Products.

Selection Issues

The windows you choose will have a lasting effect on the character, beauty and comfort of your home. Choosing the right windows for your next project is critical. Design appeal, energy efficiency, security, design flexibility and durability are issues to keep in mind when making your choice. Our comprehensive Product Information Guide contains a complete collection of material to help you select the right products and options, and if any further information is required please consult your Affinity representative.

Affinity products are designed to comply to Australian Standards

- AS 2047 – (Current) Windows in buildings – Selection and installation
- AS 1288 – (Current) Glass in buildings – Selection and installation
- AS 5039 – (Current) Security screen doors and security window grilles
- AS 5040 – (Current) Installation of security screen doors and window grilles
- AS 5041 – (Current) Methods of test – Security screen doors and window grilles

as incorporated into the BCA (Building Code of Australia).

In assessing the appropriateness of products, we rely on the information provided by the Builder, in particular the "Wind Category Rating", the Site Assessment 'Exposed or Non Exposed', and the Bushfire Attack Level (BAL) Rating if applicable, and other information provided on the plans about building design.

If you have any specific requirements (including by reason of the geographic location of your building), we must be informed of those requirements in writing.

Our products undergo full testing by an accredited NATA (National Association of Testing Authorities) laboratory and are regularly audited by the AGWA to maintain the integrity of the applicable standards.

Checklist

- ☐ Have you chosen your Window Frame colour?

- ☐ Do you require other Affinity products?
 - ☐ Security Doors & Security Window Screens
 - ☐ Showerscreens
 - ☐ Sliding Wardrobe Doors
 - ☐ Internal Metal Door Frames

- ☐ Have you supplied a "Wind Category Rating" and 'Site Assessment (Exposed or Non Exposed)

- ☐ Do you require Special Glass?

- ☐ Do you require Flyscreens?

- ☐ Are your Windows/Doors required to comply to Swimming Pool Regulations?

- ☐ Are your Windows/Doors required to comply to Bush Fire Regulations?

- ☐ What are your Energy Efficiency Requirements?

- ☐ What are your Acoustic Requirements?

- ☐ What are your Fall Prevention Requirements?

Contents

Introduction	1
Checklist	2
Glossary	4
Affinity Sliding Doors	7-8
Affinity Stacking Sliding Doors	9-10
Affinity French Doors	11-14
Affinity Bi-Fold Doors	15-16
Making Glass Visible Opaque Band	17-18
Affinity Sliding Windows	19-20
Affinity Awning Windows	21-22
Affinity Double Hung Windows	23-24
Affinity Fixed Windows	25-28
Affinity Bathroom and WC Windows	29-30
Affinity Custom Windows	31
Affinity Security Products	32-34
Affinity Internal Metal Door Frames and Meter Boxes	36-38
Affinity Care and Maintenance	40-41
Affinity Warranty	42
Compliance	43
Affinity Windows Product Test Reports	44-45



Glossary

Affinity Mortice-Lock

A Mortice -Lock is a mechanism that is Dead-Locked when Key-Locked.

Affinity Ultra-Lock

The Affinity Ultra-Lock is a locking mechanism that comes as standard with Affinity Sliding Windows. Fixed to the Sliding Sash with a Security Screw, the Ultra-Lock automatically drops into a pre-punched hole and can be Key-Locked in either the Fully Closed position, or a Vent position that allows ventilation whilst maintaining the integrity of your homes' security. The Affinity Ultra-Lock has passed performance testing by Curtin University of Western Australia.

Anti-Lift Device

The Anti-Lift Device is a standard feature of Affinity Sliding Windows and Doors that prevents your windows and doors from being lifted out from the outside.

Dead-Lock

A Dead-Lock is a lock that can only be operated with a key.

Double Hung Window Lock

The Key-Lock to the Affinity Double Hung Windows can only be operated in the Fully Closed position.

ENERGY EFFICIENT GLASS

Energy Efficient Glass can be used to increase the energy efficiency of windows by reducing the transfer of heat or cold. Various types of Energy Efficient Glass are available to suit special applications that may be required for compliance to the Energy Rating Scheme (WERS)

Grade A Safety Glass

Grade A Safety Glass is glass which is treated or manufactured into a form that reduces the likelihood of a cutting and piercing injury to persons by the glass should it be broken by human contact. Laminated Glass and Toughened Safety Glass are rated Grade A under the requirements of AS/NZS 2208 – Safety glazing materials in buildings, as incorporated into AS1288 Glass in Buildings – Selection and installation.

Acoustic Laminated Glass

Acoustic Laminated Grade A Safety Glass buffers outside sound decreasing sound by up to 34% in comparison to ordinary float glass (4mm). It is also suitable for safety glass applications and has advanced UV protection.

Internal Glazing

The Fixed Glass in Affinity products is installed to the inside of the window frame for added security. This also allows access for glazing on multi-storey developments.

Keyed-Alike

Where possible, Affinity Windows and Doors may be locked with the same key.

Key-Lockable Chain-Winder

The Affinity Awning Window comes as standard with a Key-Lockable Chain-Winder. The locking mechanism can be Keyed-Alike to other Affinity products and can be secured in either a Fully Closed or a Vent position.

Making Glass Visible Opaque Band

Making Glass Visible (Manifestation) is required on door products or products that can be deemed as doorways. This is specified in AS 1288 - (Current) Glass in buildings - Selection and installation and the Building Code of Australia (Current). "Opaque Bands" used to Make Glass Visible on these products must not be removed under any circumstances. Please refer to Conditions of Sale for details.

Powdercoat Finish

Powdercoating is a chemical process in which a powdered paint is baked on to the aluminium, resulting in a durable and attractive finish.

Restricted Winder

Used on Awning Windows, this mechanism is an internal locking device designed to limit the opening of the window to a set dimension.

Side-Lites, Low-Lites and Hi-Lites

Side-Lites, Low-Lites and Hi-Lites are compatible Affinity products that can be installed next to, above or below other Affinity products.

Sump Sill

A Sump Sill is a specially Engineered Sill (bottom of the frame) that drains water away to the exterior of the building. They are standard for inward opening hinged doors, but can also be used on other products that may be situated in very exposed elevations or locations.

Bushfire Prone Areas

Australian Standard 3959 (Current) has 6 levels of severity expressed as Bushfire attack levels (BAL) outlining different construction requirements for windows and doors in each level.

Fall Prevention and the Protection of Openable Windows

The National Construction Code specifies various requirements for the prevention of falls from openable windows. The intent of these requirements is to limit the risk of a person (especially a young child) falling through an openable window and are divided into two categories;

1. All Windows where potential fall is four metres or more.
2. Windows in bedrooms of Class 1, 2, 3 and 4 buildings, and any room in Class 9b Early Child Care Centres where the potential fall is two metres or more.





Doors and Windows

Affinity Sliding Doors



Features

- Affinity Mortice-Lock
- Anti-Lift Device
- Grade A Safety Glass
- Making Glass Visible Opaque Band to Australian Standards (refer to page 18)
- Fly Door Track integral to frame
- Keyed – Alike to other Affinity products
- Track Cover and Infill Trims
- High Quality Powdercoat finish
- Extensive Colour Range
(Not all Hardware available in matching colours)

Options

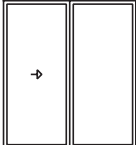
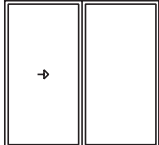
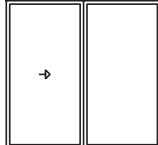
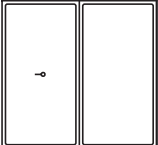
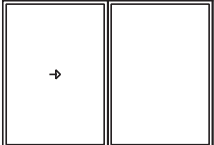
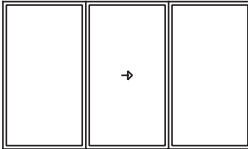
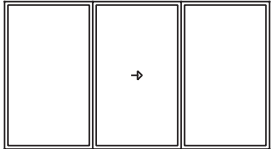
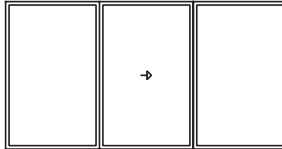
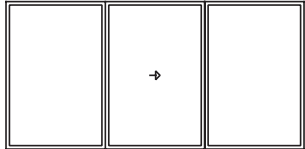
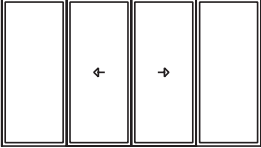
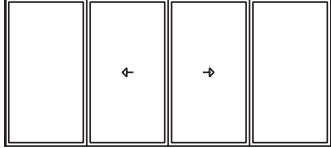
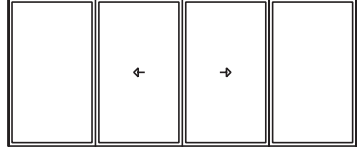
- Heavy Duty Rollers
- Extruded Fly Door Frames
- Colonial Bars
- Compatible Security Products
- Double Brick and Face Fit frames
- Able to accept various glass types including Energy Efficient Glass and Acoustic Laminated Glass
- Sill Enhancer
- Heavy Duty Components suitable for High Wind-Load areas
- Protection Tape
- Sill Protection during construction
- Special Colours on request (Not all Hardware available in matching colours)

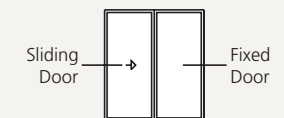
Applications

- Residential Construction
- Multi-Unit Developments
- Low-Rise Apartments
- Transportables
- Park Homes
- Renovations



Affinity Sliding Doors Standard Sizes & Configurations

FRAME SIZE BRICK SIZE	2400 28	OR	FRAME SIZE BRICK SIZE	2143 25	1450	1570	1810	2170	2410
					6	6.5	7.5	9	10
									
FRAME SIZE BRICK SIZE	2400 28	OR	FRAME SIZE BRICK SIZE	2143 25	2770	3010	3250	3610	
					11.5	12.5	13.5	15	
									
FRAME SIZE BRICK SIZE	2400 28	OR	FRAME SIZE BRICK SIZE	2143 25	3610	4330	4810		
					15	18	20		
									



Note: Making Glass Visible Opaque Band not illustrated for reasons of clarity. Refer to page 18

Affinity Stacking Sliding Doors



Features

- Affinity Mortice-Lock
- Anti-Lift Device
- Grade A Safety Glass
- Making Glass Visible Opaque Band to Australian Standards (refer to page 18)
- Wider access than standard Sliding Doors
- Keyed – Alike to other Affinity products
- Infill Trims
- High quality Powdercoat finish
- Extensive Colour Range
(Not all Hardware available in matching colours)

Options

- Heavy Duty Rollers
- Extruded Fly Door Frames
- Colonial Bars
- Compatible Security Products
- Double Brick and Face Fit frames
- Able to accept various glass types including Energy Efficient Glass and Acoustic Laminated Glass
- Special Colours on request (Not all Hardware available in matching colours)
- Heavy Duty Components suitable for High Wind-Load areas

Installation

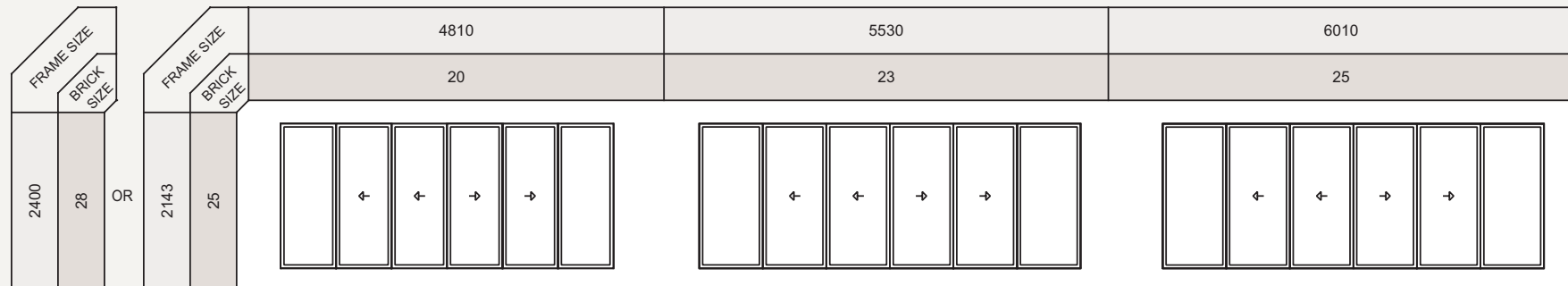
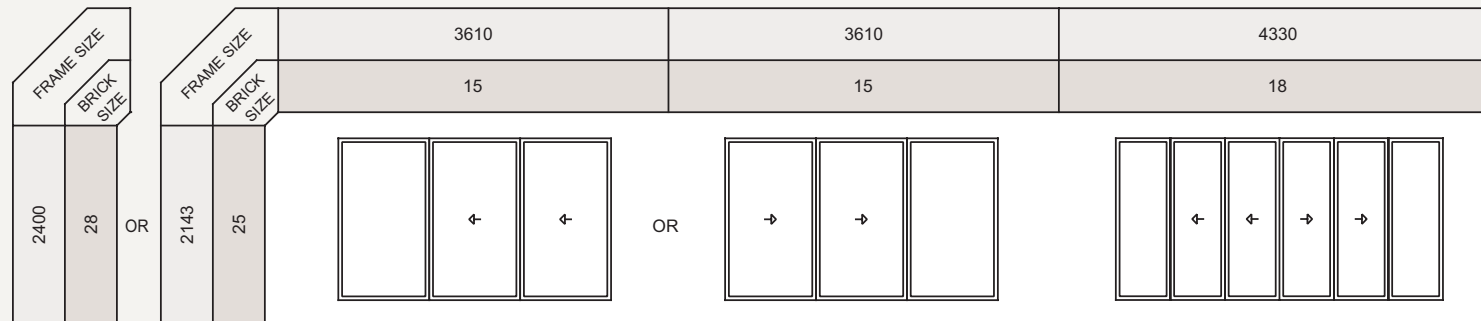
- Site measured and Trim Fixed or Brick In.

Applications

- Residential Construction
- Multi-Unit Developments
- Low-Rise Apartments
- Transportables
- Park Homes
- Renovations



Affinity Stacking Doors Standard Sizes & Configurations



Note: Making Glass Visible Opaque Band not illustrated for reasons of clarity. Refer to page 18



Affinity French Doors



Features

- 3-point Lock
 - Stainless Steel Hinges
 - 3 Hinges Per Panel
 - Grade A Safety Glass
 - Making Glass Visible Opaque Band to Australian Standards (refer to page 18)
 - Sump Sill for Inward Opening
 - High quality Powdercoat finish
 - Extensive Colour Range
- (Not all Hardware available in matching colours)

Options

- Outward and Inward Openings available
- Colonial Bars
- Able to accept various glass types including Energy Efficient Glass and Acoustic Laminated Glass
- Hi-Lite and Side-Lite combinations available
- Protection Tape
- Special Colours on request (Not all Hardware available in matching colours)

Applications

- Residential Construction
- Multi-Unit Developments
- Low-Rise Apartments
- Transportables
- Park Homes
- Renovations



Affinity French Doors Standard Sizes & Configurations Outward and Inward Opening with Side Lites

<div>FRAME SIZE</div> <div>DOOR SIZE</div> <div>2400</div> <div>28</div>	OR	<div>FRAME SIZE</div> <div>DOOR SIZE</div> <div>2143</div> <div>25</div>	676	776	876	976
			620	720	820	920

<div>FRAME SIZE</div> <div>DOOR SIZE</div> <div>2400</div> <div>28</div>	OR	<div>FRAME SIZE</div> <div>DOOR SIZE</div> <div>2143</div> <div>25</div>	1476	1576	1676	1776
			620	720	820	920

<div>FRAME SIZE</div> <div>DOOR SIZE</div> <div>2400</div> <div>28</div>	OR	<div>FRAME SIZE</div> <div>DOOR SIZE</div> <div>2143</div> <div>25</div>	2276	2376	2476	2576
			620	720	820	920

<div>FRAME SIZE</div> <div>DOOR SIZE</div> <div>2400</div> <div>28</div>	OR	<div>FRAME SIZE</div> <div>DOOR SIZE</div> <div>2143</div> <div>25</div>	1272	1472	1552	1672	1792
			620 x 2	720 x 2	760 x 2	820 x 2	880 x 2

<div>FRAME SIZE</div> <div>DOOR SIZE</div> <div>2400</div> <div>28</div>	OR	<div>FRAME SIZE</div> <div>DOOR SIZE</div> <div>2143</div> <div>25</div>	2872	3072	3152	3272	3392
			620 x 2	720 x 2	760 x 2	820 x 2	880 x 2

Sidelite

Hinged Door


(All sidelites up to 800mm wide)

3 HINGES

Note: Making Glass Visible Opaque Band not illustrated for reasons of clarity. Refer to page 18

Affinity French Doors Standard Sizes & Configurations

Outward and Inward Opening with Side Lites and Hi Lites

<div>FRAME SIZE</div> <div>DOOR SIZE</div> <div>2400 - 257</div> <div>28 - 3</div>	OR	<div>FRAME SIZE</div> <div>DOOR SIZE</div> <div>2143 - 514</div> <div>25-6</div>	676	776	876	976	
			620	720	820	920	
<div>FRAME SIZE</div> <div>DOOR SIZE</div> <div>2400 - 257</div> <div>28 - 3</div>	OR	<div>FRAME SIZE</div> <div>DOOR SIZE</div> <div>2143 - 514</div> <div>25-6</div>					
			1476	1576	1676	1776	
<div>FRAME SIZE</div> <div>DOOR SIZE</div> <div>2400 - 257</div> <div>28 - 3</div>	OR	<div>FRAME SIZE</div> <div>DOOR SIZE</div> <div>2143 - 514</div> <div>25-6</div>	620	720	820	920	
							
<div>FRAME SIZE</div> <div>DOOR SIZE</div> <div>2400 - 257</div> <div>28 - 3</div>	OR	<div>FRAME SIZE</div> <div>DOOR SIZE</div> <div>2143 - 514</div> <div>25-6</div>	2276	2376	2476	2576	
			620	720	820	920	
<div>FRAME SIZE</div> <div>DOOR SIZE</div> <div>2400 - 257</div> <div>28 - 3</div>	OR	<div>FRAME SIZE</div> <div>DOOR SIZE</div> <div>2143 - 514</div> <div>25-6</div>					
			1272	1472	1552	1672	1792
<div>FRAME SIZE</div> <div>DOOR SIZE</div> <div>2400 - 257</div> <div>28 - 3</div>	OR	<div>FRAME SIZE</div> <div>DOOR SIZE</div> <div>2143 - 514</div> <div>25-6</div>	620 x 2	720 x 2	760 x 2	820 x 2	880 x 2
							
<div>FRAME SIZE</div> <div>DOOR SIZE</div> <div>2400 - 257</div> <div>28 - 3</div>	OR	<div>FRAME SIZE</div> <div>DOOR SIZE</div> <div>2143 - 514</div> <div>25-6</div>	2872	3072	3152	3272	3392
			620 x 2	720 x 2	760 x 2	820 x 2	880 x 2
<div>FRAME SIZE</div> <div>DOOR SIZE</div> <div>2400 - 257</div> <div>28 - 3</div>	OR	<div>FRAME SIZE</div> <div>DOOR SIZE</div> <div>2143 - 514</div> <div>25-6</div>					

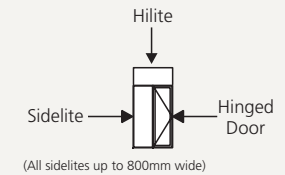
Hilite

Sidelite

Hinged Door

(All sidelites up to 800mm wide)

3 HINGES



Note: Making Glass Visible Opaque Band not illustrated for reasons of clarity. Refer to page 18

Affinity Bi-Fold Doors



Features

- Making Glass Visible Opaque Band to Australian Standards (refer to page 18)
- Commercial Grade 2 Point Locking System
- Top-Hung Roller System
- Grade A Safety Glass
- Wider access than Sliding Doors
- Outward Opening standard configurations
- Custom Fitted
- High quality Powdercoat finish
- Extensive Colour Range
(Not all Hardware available in matching colours)
- Standard Hardware Colour Black Only

Options

- Double Glazing
- Inward Opening available on request
- Able to accept various glass types including Energy Efficient Glass and Acoustic Laminated Glass
- Access Doors available
- Special colours on request

*Note: Maximum door leaf width 900mm
Minimum door leaf width 600mm*

Installation

- Site measured and Trim Fixed.

Applications

- Residential and Commercial Construction
- Multi-Unit Developments
- Low-Rise Apartments
- Renovations



Affinity Bi-Fold Doors Standard Sizes & Configurations

FRAME SIZE 2400 BRICK SIZE 28	OR	FRAME SIZE 2143 BRICK SIZE 25	1810	2050	2290	2410	2650	2890	3010	3250
			7.5	8.5	9.5	10	11	12	12.5	13.5

FRAME SIZE 2400 BRICK SIZE 28	OR	FRAME SIZE 2143 BRICK SIZE 25	3610	3850	4090	4330	4570	4810
			15	16	17	18	19	20

FRAME SIZE 2400 BRICK SIZE 28	OR	FRAME SIZE 2143 BRICK SIZE 25	5050	5290	5530	5770
			21	22	23	24

FRAME SIZE 2400 BRICK SIZE 28	OR	FRAME SIZE 2143 BRICK SIZE 25	6010	6350	6500
			25	26.5	27

Folding
Doors

Access
Doors

Note: Making Glass Visible Opaque Band not illustrated for reasons of clarity. Refer to page 18



Making Glass Visible - Opaque Band



Features

Affinity's easily identifiable Opaque Band is designed to comply with Australian Standards "AS 1288 – (Current) Glass in buildings - Selection and installation" and subsequently the Building Code of Australia (BCA).

Due to mass production requirements this is the only Opaque Band design that is applied to products offered by Affinity.

The Opaque Band is engraved on all standard glass doors, and must not be removed or altered.



Making Glass Visible Opaque Band

Affinity Sliding Windows



Features

- Affinity Ultra-Lock
 - Anti-Lift Device
 - Internally Glazed
 - Heavy Duty Rollers to all Opening Sashes
 - Keyed – Alike to other Affinity products
 - High Quality Powdercoat finish
 - Extruded Flyscreen Frames
 - Extensive Colour Range
- (Not all Hardware available in matching colours)

Options


























































































































































- Colonial Bars
 - Compatible Security Products
 - Double Brick, Brick Veneer and Face Fit Frames
 - Able to conform to Swimming Pool Regulations
 - Able to accept various glass types including Energy Efficient Glass and Acoustic Laminated Glass
 - Sump Sill
 - Render Sill
 - Heavy Duty Components suitable for High Wind-Load areas
 - Protection Tape
 - Special Colours on request
- (Not all Hardware available in matching colours)
- Heavy duty flyscreen to allow full opening for Prevention of Falls

Applications

- Residential Construction
- Multi-Unit Developments
- Low-Rise Apartments
- Transportables
- Park Homes
- Renovations



Affinity Sliding Windows Standard Sizes & Configurations

FRAME SIZE SASH SIZE		730	970	1210	1450	1570	1690	1810	1930	2170*	2290*	2410	2650	2890	3010
		3	4	5	6	6.5	7	7.5	8	9	9.5	10	11	12	12.5
514	6														
686	8														
943	11														
1029	12														
1200	14														
1286	15														
1372	16														
1543	18														
1972	23														
2143	25														
2400	28*														



*Also Available in 'Slide - Fixed - Slide' (sashes) configuration

28c Window 18c Sash with 10c Lowlite

Affinity Awning Windows



Features

- Key-Lockable Chain-Winder
- Top Hung for smooth operation
- Folding Handle to Winders
- Keyed – Alike to other Affinity products
- High Quality Powdercoat finish
- Internally fitted Extruded Flyscreen Frames
- Extensive Colour Range
(Not all Hardware available in matching colours)

Options





































































































- Heavy Duty Flyscreen to allow full opening for Prevention of falls
- Restricted-Opening Winders
- Colonial Bars
- Compatible Security Products
- Able to conform to Swimming Pool regulations
- Able to accept various glass types including Energy Efficient Glass and Acoustic Laminated Glass
- Protection Tape
- Special Colours on request
(Not all Hardware available in matching colours)

Applications

- Residential Construction
- Multi-Unit Developments
- Low-Rise Apartments
- Transportables
- Park Homes
- Renovations



Affinity Awning Windows Standard Sizes & Configurations

FRAME SIZE BRICK SIZE	610	730	970	1090	1210	1570	1810	2290	2650	3130
	2.5	3	4	4.5	5	6.5	7.5	9.5	11	13
514 6										
686 8										
943 11										
1114 13										
1286 15										
1372 16										
1543 18										
1972 23										
2143 25										
2400 28*										

* 28c Windows 18c Sash with 10c Lowlite

Awning Sash  Fixed Sash

Affinity Double Hung Windows



Features

- Key-Locked
- Spring Operated Sashes
- Smooth vertical sliding action
- Slimline profile
- High Quality Powdercoat finish
- Extruded Flyscreen fitted with main Frame
- Extensive Colour Range
(Not all Hardware available in matching colours)

Options

- Colonial Bars
- Compatible Security Products available
- Able to accept various glass types including Energy Efficient Glass and Acoustic Laminated Glass
- Protection Tape
- Special Colours on request
(Not all Hardware available in matching colours)
- Heavy duty flyscreen to allow full opening for Prevention of Falls

Applications

- Residential Construction
- Multi-Unit Developments
- Low-Rise Apartments
- Transportables
- Park Homes
- Renovations



Affinity Double Hung Windows Standard Sizes & Configurations



FRAME SIZE BRICK SIZE	610	730	970	1210	1450	1570	1690	1810	1930	2170	2410	2650	2890	3130
	2.5	3	4	5	6	6.5	7	7.5	8	9	10	11	12	13
514														
686														
943														
1029														
1200														
1286														
1372														
1543														
1972														
2143														
2400														

*28c Windows 18c sash with 10c lowlite





Affinity 78mm Fixed Windows & Affinity 100mm Fixed Windows



Affinity 78mm Fixed Window

Features

- Internally Glazed
- High Quality Powdercoat finish
- Extensive Colour Range
- Low Maintenance

Options

- Able to accept various glass types including Energy Efficient Glass up to 6.76mm maximum thickness for 78mm Frame
- Able to accept various glass types including Energy Efficient Glass up to 10.38mm maximum thickness for 100mm Frame
- Protection Tape
- Colonial Bars
- Double Brick & Brick Veneer
- Special Colours on request
- Acoustic laminated Glass for Safety, Security & Superior Noise Reduction

Applications

- Residential Construction
- Multi-Unit Developments
- Low-Rise Apartments
- Transportables
- Park Homes
- Renovations







































































































Affinity Fixed Windows Standard Sizes & Configurations (78mm Frame)

FRAME SIZE		610	730	970	1090	1210	1570	1810	2290	2650	3130
BRCK SIZE		2.5	3	4	4.5	5	6.5	7.5	9.5	11	13
514	6										
686	8										
943	11										
1114	13										
1286	15										
1372	16										
1543	18										
1972	23										
2143	25										
2400	28										



Affinity Fixed Windows Standard Sizes & Configurations (100mm Frame)

FRAME SIZE		610	730	970	1090	1210	1570	1810	2290	2650	3130
BRICK SIZE		2.5	3	4	4.5	5	6.5	7.5	9.5	11	13
514	6										
686	8										
943	11										
1114	13										
1286	15										
1372	16										
1543	18										
1972	23										
2143	25										
2400	28										

Fixed  Fixed

Affinity Bathroom and WC Windows

AFFINITY BATHROOM WINDOWS

Features

- Affinity Ultra-Lock to sliding sash
- Anti-Lift device
- Internally Glazed
- Heavy Duty Rollers to all Opening Sashes
- Easy Clean Sill
- Grade A Safety Glass
- Keyed – Alike to other Affinity products
- High Quality Powdercoat finish
- Extensive Colour Range
(Not all Hardware available in matching colours)

Options

- Extruded Flyscreen Frames
- Colonial Bars
- Compatible Security Products
- Double Brick, Veneer and Face Fit Frames
- Able to conform to Swimming Pool regulations
- Heavy Duty components suitable for High-Wind Load areas
- Protection Tape
- Special Colours on request
(Not all Hardware available in matching colours)
- Able to accept various glass types including Energy Efficient Glass and Laminated Acoustic Glass

Applications

- Residential Construction
- Multi-Unit Developments
- Low-Rise Apartments
- Transportables
- Park Homes
- Renovations



AFFINITY WC WINDOWS

Features

- Permanent Vent
- Internally Glazed
- Easy Clean Sill
- High Quality Powdercoat finish
- Extensive Colour Range

Options

- External Hoods
- Compatible Security Products
- Double Brick, Veneer and Face Fit Frames
- Able to accept various glass types including Energy Efficient Glass and Laminated Acoustic Glass
- Protection Tape
- Special Colours on request

Applications

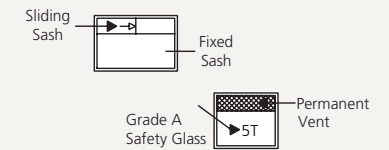
- Residential Construction
- Multi-Unit Developments
- Low-Rise Apartments
- Transportables
- Park Homes
- Renovations



Affinity Bathroom and WC Windows Standard Sizes & Configurations

FRAME SIZE BACK SIZE		730	970	1210	1450	1690	1930
		3	4	5	6	7	8
1372	16						
1543	18						
1714	20						
1886	22						
1972	23						
2143	25						

FRAME SIZE BACK SIZE		610	730
		2.5	3
514	6		
686	8		
943	11		
1029	12		
1200	14		



Affinity Custom Windows



Affinity Windows can manufacture windows to your individual design, whether it's an architectural feature, a Servery Window for your barbeque area, or just because it looks great, like the beautiful Bi-Fold window in our photo. All custom products are manufactured with a high quality Powdercoat finish in a wide range of Standard or Special Colours, and offer many features, options and applications. See your Affinity Representative for more information.



Security Products

Affinity Security Products



Increased security and comfort for your home and family

Tough and Smart

House breaking is an opportunity crime which is discouraged by installing tough physical security such as security screens. Affinity security screens make your home look great from the outside and feel totally secure from the inside; without the need for unsightly bars and grilles.

Security Plus

Affinity security products not only protect your home from intruders, they also provide protection from flying embers and debris during bush fires or wild weather. Affinity security screens also prevent family members falling from windows and discourage dangerous insects and pests entering your home.



Affinity Sliding Window with Safe Escape Security Screen

More Comfort for Less

An Affinity secured home is not only more comfortable it's more energy efficient. Security screens allow cooling breezes in, keep intruders out and reduces the sun's radiated heat, which means less air conditioning and lower power bills...and you can relax in security and comfort.

Setting the Standard

All Affinity security products are manufactured to comply to these relevant Australian standards:

- AS 5039-(Current) Security screen doors and security window grilles
- AS 5040-(Current) Installation of security screen doors and windows grilles
- AS 5041-(Current) Methods of test - Security screen doors and windows grilles



Affinity Sliding Window with Safe Escape Security Screen / Open

Security and safety every step of the way

Affinity makes sure you feel safe and secure from day one. Affinity Windows are fully licensed by the WA Police Department as Security Agents so you can be sure your security products are being fitted by licensed installers. Affinity products are fully guaranteed to conform to all relevant Australian standards.

Affinity will be happy to discuss your security needs or arrange for a personal in-house quotation by our qualified and licensed technicians.



Affinity Security Products

Affinity Security Screens

Havengard® Fixed Security Screens

All around Security, Safety and Comfort. Custom built for your home.

Give your home and family the best all round protection and comfort with Havengard's patented fixed security screens. Havengard's stainless steel mesh security screens make your home look great from outside and feel totally secure from the inside - without the need for unsightly bars and grilles. Every Havengard® security screen is custom designed to meet your needs and includes Havengard's unique 'Grip Lock' technology for all round protection.

A Havengard® home is not only more secure it is more comfortable. Havengard® security screens allow you to let the cooling breeze in whilst keeping intruders, insects and heat out.

Havengard® security screens can be applied to any window brand, are available in a wide variety of colours and can be fitted to timber or aluminium windows.

All Around Security Plus

Havengard® screens can also provide a range of additional benefits:

- Fire resistance against flying embers up to and including BAL 40
- Cyclone and storm protection against flying debris
- Prevent insects and other pests entering your home
- Prevent falls from windows

All Around Strength With Griplock

All Havengard® fixed screens feature the patented 'Grip Lock' mesh retaining system. 'Grip Lock' folds and hooks the stainless steel security mesh continuously all around the window or door frame. This unique continuous extra strong interaction between the mesh and the frame means the stainless steel mesh will not pull out of the frame even after prolonged attack.

Standard Features

- 304 grade high tensile 0.9mm woven stainless steel wire
- Patented griplock wire retention system fully encapsulates the wire so that it will not pull out under impact
- Your choice of available powder coat colours
- Heavy duty security framing
- Concealed fixings

Optional Extras

- Havengard® leg-on security screens
 - Havengard® Escape Screen
- Custom built to the Australian Standards, Havengard® Fixed Screens offer peace of mind without spoiling your views.

Affinity Sliding Security Doors

Havengard® Sliding Security Doors

All around Security, Safety and Comfort. Custom built for your home.

Give your home and family the best all round protection and comfort with Havengard's patented sliding security screen doors. Havengard's stainless steel mesh security doors make your home look great from outside and feel totally secure from the inside - without the need for unsightly bars and grilles.

Every Havengard® sliding security system is custom designed to meet your needs and includes Havengard's unique 'Grip Lock' technology for all round protection.

A Havengard® home is not only more secure it is more comfortable. Havengard® security sliding doors allow you to let the cooling breeze in whilst keeping intruders, insects and heat out. All Havengard® security doors can be applied to any door brand, are available in a wide array of colours and are fitted with a triple point security lock and exclusive full height interlocks.

All Around Security Plus

Havengard® screens can also provide a range of additional benefits:

- Fire resistance against flying embers up to and including BAL 40
- Cyclone and storm protection against flying debris
- Prevent insects and other pests entering your home
- Prevent falls from windows

All Around Strength with Griplock

All Havengard® doors feature the patented 'Grip Lock' mesh retaining system. 'Grip Lock' folds and hooks the stainless steel security mesh continuously all around the window or door frame. This unique continuous extra strong interaction between the mesh and the frame means the stainless steel mesh will not pull out of the frame even after prolonged attack.

Standard Features

- 304 grade high tensile 0.9mm woven stainless steel wire
- Triple point locking for extra security
- Full height interlocking mullions
- Solid corner stakes

- Patented griplock wire retention system fully encapsulates the wire so that it will not pull out under impact
- Heavy duty security framing
- Bearing rollers top and bottom
- Your choice of available powder coat colours
- Concealed fixings
- Snib locking for convenience
- Lock body and keeper chrome plated, offering corrosion resistance and ensuring a long working life
- A patented throw bolt locking system

Optional Extras

- Midrail (provides extra rigidity and sight line)
- Pet doors
- Keyed alike (where possible)
- Adaptor framing
- Handles can be colour matched

Affinity Hinged Security Doors

Havengard® Hinged Security Doors

All around Security, Safety and Comfort. Custom built for your home.

Give your home and family the best all round protection and comfort with Havengard's patented Hinged Security Screen doors. Havengard's stainless steel mesh security doors make your home look great from outside and feel totally secure from the inside - without the need for unsightly bars and grilles.

Every Havengard® Hinged security System is custom designed to meet your needs and includes Havengard's unique 'Grip Lock' technology for all round protection.

A Havengard® home is not only more secure it is more comfortable. Havengard® security hinged doors allow you to let the cooling breeze in whilst keeping intruders, insects and heat out.

All Havengard® hinged security doors can be applied to any door opening and are fitted with a triple point lock.

All Around Security Plus

Havengard® screens can also provide a range of additional benefits:

- Fire resistance against flying embers up to and including BAL 40
- Cyclone and storm protection against flying debris
- Prevent insects and other pests entering your home
- Prevent falls from windows

All Around Strength with Griplock

All Havengard® doors feature the patented 'Grip Lock' mesh retaining system. 'Grip Lock' folds and hooks the stainless steel security mesh continuously all around the window or door frame. This unique continuous extra strong interaction between the mesh and the frame means the stainless steel mesh will not pull out of the frame even after prolonged attack.

Standard Features

- 304 grade high tensile 0.9mm woven stainless steel wire
- Triple point locking and triple hinges
- Solid corner stakes
- Patented griplock wire retention system fully encapsulates the wire so that it will not pull out under impact
- Heavy duty security framing
- Pneumatic closer
- Your choice of available powder coat colours
- Brush seal to base
- Concealed fixings
- Jemmy resistant striker plate
- Pivoting beak tongues to all three points
- Snib locking for convenience

Optional Extras

- Midrail (provides extra rigidity and sight line)
- Pet doors
- Keyed alike (where possible)
- Adaptor framing with concealed fixings
- Handles can be colour matched

Affinity Escape Screens

Havengard® Escape Screens

All around security, safety and comfort. Custom built for your home.

Give your home and family the best all round protection and comfort with Havengard's patented escape screens. Havengard® escape screens add an extra level of safety for your family, by providing an internal keyless release to allow for easy exit in case of emergencies such as household fires.

Every Havengard® escape screen system is custom designed to meet your needs and includes Havengard's unique 'Grip Lock' technology for all round protection.

A Havengard® home is not only more secure it is more comfortable. Havengard® escape screens allow you to let the cooling breeze in whilst keeping intruders, insects and heat out.

Havengard® escape screens can be applied to any window brand, are available in a wide array of colours and can be fitted to timber or aluminium windows.

All Around Security Plus

Havengard® screens can also provide a wide range of additional benefits:

- Fire resistance against flying embers up to and including BAL 40
- Cyclone and storm protection against flying debris
- Prevent insects and other pests entering your home
- Prevent falls from windows

All Around Strength with Griplock

Havengard® Escape Screens feature the patented 'Grip Lock' mesh retaining system. 'Grip Lock' folds and hooks the stainless steel security mesh continuously all around the window or door frame. This unique continuous extra strong interaction between the mesh and the frame means the stainless steel mesh will not pull out of the frame even after prolonged attack.

Standard Features

- 304 grade high tensile 0.9mm woven stainless steel wire
- Patented griplock wire retention system fully encapsulates the wire so that it will not pull out under impact
- Your choice of available powder coat colours
- Heavy duty security framing
- Concealed fixings

Havengard® Escape Screens

Custom built to the Australian Standards, Havengard® Escape Screens offer peace of mind with quick release emergency exit. Escape Screens feature a patented full length keyless release mechanism that secures the screen on all 4 sides.

Certification

Havengard® is tested at the NATA certified facility Azuma to AS5039 - 2008 and has passed the following tests.

- ✓ Jemmy Test
- ✓ Dynamic impact test
- ✓ Knife shear test
- ✓ Extreme Salt Spray Test





Internal Metal Door Frames and Meter Boxes

Internal Metal Door Frames and Meter Boxes



Internal Metal Door Frames

Features

- Modern Deluxe profile
- Stainless Steel Striker Plates
- 100mm Butt Hinges
- Rubber Grommets
- Manufactured from Zincanneal
- Dust caps fitted behind all Striker Plates

Options

- Special size frames on request
- Available in 114mm or 95mm back opening
- Manufactured to suit sliding doors
- Available to suit single, double, triple and quad openings
- Lift off hinges for W.C. applications
- Robes or passage frames available
- Plasterboard wall (dry lining) adapted frames
- Brick veneer (timber stud) adapted frames









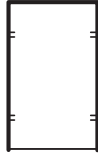
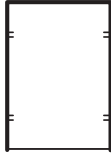
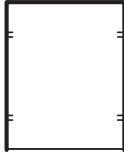
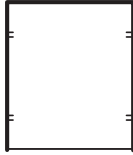

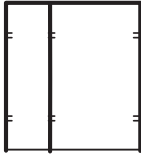
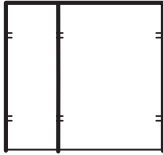
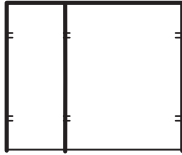
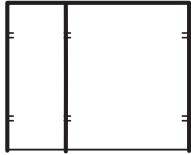
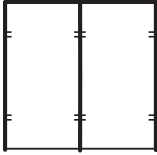
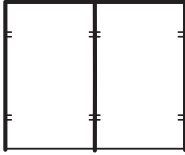
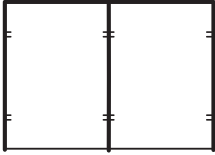
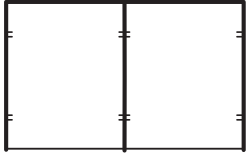
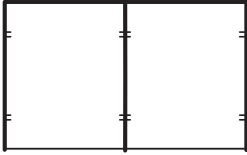


Meter Boxes


Western Power & Alinta Gas approved
available in:

- Electric
- Gas
- Combined Electric/Gas
- Recessed combination
- Combination Lockable and Viewable

Affinity Internal Metal Door Frame Standard Sizes & Configurations

DOOR SIZE						
	410	520	620	720	820	870
2040						
DOOR SIZE	2 x 410	2 x 520	2 x 620	2 x 720	2 x 820	2 x 870
						
DOOR SIZE		3 x 520	3 x 620	3 x 720	3 x 820	3 x 870
						
DOOR SIZE		4 x 520	4 x 620	4 x 720	4 x 820	4 x 870
						





Affinity Care and Maintenance

Affinity Care and Maintenance

Affinity products are manufactured from the most suitable materials and finishes available to the specification provided and when properly maintained will give many years of quality service. Failure to maintain may void the warranty.

BUILDERS/HOME OWNERS PLEASE NOTE:

When installing windows and doors there are some precautions you should take to ensure that the products will retain their ex-factory condition until installation is complete and the job is handed over.

Aluminium Frames – Storage

- When Frames are delivered to site, a designated area should be allocated for correct storage
- Frames should be stored in a clean, dry environment, free from cement, lime, paint and acid

During Construction

- When building-in Aluminium Frames, Tape Protection should not be removed
- All Aluminium Sills should be protected from planks, wheelbarrows and heavy traffic
- Tracks should be kept clean of debris
- All Aluminium Frames must be installed plumb and level
- During brick cleaning avoid acid contact with Aluminium Frames. However if contact occurs, wash affected areas immediately with ample clean water
- Manufacturers stickers should remain on glass to avoid breakage and possible injury

Prior to Handover

- All excess Protection Tape is to be carefully removed
- All Frames should be cleaned with mild detergents, no abrasives are to be used
- Any adjustments to products should only be carried out by Affinity Approved Installers

Hardware

- To ensure efficient operation all Locks should be kept clean and free from obstructions such as curtains, blinds and cords
- Regular maintenance is required for all Hardware, even Stainless Steel, as they are moving parts. In most environments maintenance is recommended every six (6) months and every three (3) months in marine and industrial environments
- Hangers, Pivots and Brackets should be given a light spray of a Corrosion Preventative (such as CRC Marine 66, Innox or WD40) followed by a light wipe with a soft dry cloth to remove any excess. Exposed surfaces should first be wiped down with warm, soapy water and a soft cloth, and then rinsed clean before applying Preventative
- Visible surfaces of Hinges should be wiped down with warm, soapy water on a soft cloth, and then rinsed off by wiping with a clean, damp cloth. Application of a thin film of light machine oil or one of the Corrosion Preventative sprays mentioned above will help to maintain the original lustre of the Metal Finish
- Drop Bolts should be sprayed with a lubricant (such as those mentioned above) directed at the sliding pin inside the Bolt and the Lock cylinder. A tube attached to the nozzle will help to concentrate the spray where you want it to go

Name Plates and Identification Plates

- Please leave Name Plates, Part Numbers and Rating Labels on products for future reference
- A permanent Performance Label is a requirement of the BCA in all states and territories of Australia
- Do not under any circumstances attempt to remove or deface Safety Decals (Opaque Bands)

Glass and Mirrors

- To clean glass in Windows and Doors rub down the entire area with a soft clean cloth soaked in a solution of warm water and mild soap or liquid detergent, then polish dry using a clean, lint-free cloth

- To prevent the possibility of thermal cracking in Showerscreens, always ensure that the hot water is not directed at cold Glass and cold water is not directed at hot Glass
- Bathroom and Wardrobe Door Mirrors should be cleaned with a soft, damp cloth to which a few drops of Methylated Spirits has been applied and then polished with a clean, lint-free cloth
- All care should be taken to keep moisture and Commercial Grade Cleaning Products away from the back and edges of mirrors as any contact can cause black spot and clouding of the silver backing
- Special Glass - refer to manufacturers recommendations for cleaning instructions

Aluminium and Metal Frames

- Regular washing or wiping down of Aluminium internal and external Frames will help maintain their appearance and prolong their life
- External Frames should be washed with a mild detergent and clean water
- Frames exposed to salt air or industrial pollutants should be washed every three (3) months
- Showerscreen and Wardrobe Frames may be regularly wiped over with a soft damp cloth. However, mild soap and water may be occasionally necessary to shift stubborn dirt
- Under no circumstances use harsh detergents, bleaches, scourers or any other abrasive cleaners
- All Tracks are to be cleaned and kept free of grit to ensure smooth operation
- Ensure Weep holes in Window and Door sills are kept clear of any obstructions to maintain maximum drainage.

Product installed with Restrictions (Fall Prevention)

Affinity products are manufactured from the most suitable materials and finishes available and when properly maintained will give many years of quality service.

Should products fitted require repair or replacement contact affinity to maintain compliance.

To ensure that compliance is maintained any products installed with restrictions should be regularly inspected. To arrange an appointment for an inspection contact either Affinity or your local AWA (Australian Window Association member).

Condensation Prevention

Condensation on windows occurs when the surface temperature of the window is low and the interior of the room is warm and has relative humidity. Condensation is not a problem due to the window system but rather the level of humidity due to the lack of ventilation in the room or house.

Relative humidity is a function of moisture in the air and temperature. Warm air holds more moisture. That means that if a window is colder than the surrounding air, the moisture in that air condenses when it comes into contact with the cold surface.

Some condensation can be expected in cold weather. The colder the outdoor temperature, the more likely you are to have condensation. The best way to control condensation is to keep the relative humidity low.

Condensation is becoming more of a concern and is often a result of progress. With new technology and thermal improvements, today's houses are becoming more air tight and more energy efficient and excess humidity in the air can be trapped inside. Windows are usually blamed because they are the first place the condensation can be seen, but what about between the walls and in the insulation? The moisture is there too. Your windows may actually be serving as a warning sign.

Some humidity is necessary for comfort and health. With older houses it has always been a struggle to keep enough moisture inside the house. A little fog on our windows now and then shouldn't bother you. It usually goes away fairly quickly. But when condensation covers the entire window and drips down along the walls there definitely is a problem.

Dew Point

Dew point is defined as saturation vapour density, or in other words when the air has reached 100% relative humidity. At dew point, the air is no longer able to hold any more moisture, therefore the air will release it.

What Do I Do When Condensation Forms?

The basic principle of reducing window condensation is extremely simple. When there's too much condensation on your windows it means that humidity is too high in your home. You should take the necessary steps to reduce humidity until condensation disappears.

In order to stop condensation from forming on the surface of a window, you either have to lower the dew point temperature of the air in your home to a level below the dew point temperature of the window surface, or you have to warm up the window surface to a temperature above the dew point temperature of your home, or a combination of both.

Effective steps that you can take to relieve the condensation problem include:

- Venting clothes dryers to the outdoors where possible. You don't want moisture being removed from clothes to get into the rest of the house. Alternatively keep windows and doors open during the cycle.
- Using bathroom exhaust fans during and after showers and baths, and ensuring they are vented externally and not just into your roof cavity.
- Turn the heating down.
- Open windows and ventilate for short periods of time in any room with condensation
- Airing out the kitchen, bathroom and laundry during and after use by opening a window for a few minutes.
- Using a fan in short cycles within a room when the problem is excessive or use the dehumidifying setting on your air-conditioner.
- Wiping down the wet surfaces (use an old towel) and keeping the windows and walls as dry as possible.
- Making sure your windows are correctly and adequately sealed and that any weather strips close gaps on sliding window parts.

Finally, always consider an investment in high performance, energy efficient windows that not only reduce energy costs but make homes more comfortable as well.

High-performance windows create warmer interior glass surfaces, reducing frost and condensation.

Affinity Warranty

Affinity Representation

Affinity is a member of the Australian Window Association and as such conforms to an Industry Code of Conduct designed to protect consumers.

Affinity is inspected by independent third party NATA accredited auditors to validate that the Window and Door Products examined have been manufactured to the relevant Australian Standards and the legislative requirements of the National Construction Code of Australia.

6 Year Guarantee

Guarantee additional to legal rights

This Guarantee is provided in addition to any Warranty or Guarantee imposed by Law and in particular the consumer guarantees imposed by the Australian Consumer Law (ACL) – see heading “Australian Consumer Law Guarantees” below.

For the purpose of this Warranty “the Product” means a Window, Door, Showerscreen or Wardrobe product manufactured and sold by Affinity to you.

- Your Affinity Products are Warranted against defects arising from faulty workmanship or materials for a period of Six (6) years from the DATE OF DELIVERY TO SITE BY AFFINITY
- Moving parts which wear out as a result of normal use are Warranted for Three (3) years from the DATE OF DELIVERY TO SITE BY AFFINITY
- Affinity accepts no responsibility for glass breakage, except for faulty workmanship or materials
- Toughened Glass and Float Glass are Warranted against defects and degradation for Two (2) years from the DATE OF DELIVERY TO SITE BY AFFINITY
- Mirrored Glass is Warranted against defects and degradation for One (1) year from the DATE OF DELIVERY TO SITE BY AFFINITY
- This Warranty does not apply to the tarnish or excessive wear on soft finishes such as Bronze, Brass and other antique finishes as deterioration is possible under some climatic conditions, frequency of use or other factors. The Law including the consumer guarantees imposed by the ACL (see heading “Australian Consumer Law Guarantees” below) apply to the supply of these soft finishes.

Subject to the conditions and limitations below Affinity Guarantees that its Products are of acceptable quality free of any defect caused by the manufacturer during the periods specified above.

This Warranty does not apply to:

- Normal wear and tear
- Parts supplied by other manufacturers as separate components and where such components are Warranted or Guaranteed by its manufacturer or supplier, those Guarantees or Warranties whether express or implied are assigned to whom the Products are supplied
- Damage caused by accident, misuse, transport, installation or any external cause
- Failure to install, use and operate in a way that is not in accordance with the manufacturers instructions, good building practice, relevant building Standards or a use for which the Product has not been designed or recommended by Affinity
- Service work that is carried out by other than Affinity or authorised Affinity agents
- Products not made or supplied by Affinity
- Colour variations with Powdercoat or Anodised finishes
- The manufacturers Warranty excludes Products installed incorrectly or in contact with a continuously damp or moist environment. The Building Code of Australia and AS2047 (Current) recommend installation procedures and care of Aluminium Windows. Although Aluminium Windows may be protected by various surface treatments they MUST NOT be installed in a manner which allows leaching of a corrosive solution or permanent contact with acid or alkali materials because accelerated corrosion will result. The Product should be isolated by a damp course or membrane compatible with Aluminium from any potentially damp application. The responsibility for determining the fitness and ultimate performance of flashings lies with the building designers and contractors
- Failure to maintain the Products in accordance with Affinity recommendations

Warranty Claims

Should you wish to make a claim under this Guarantee you are required to first notify Affinity (as set out below).

Affinity will repair or replace the defective Product or defective part of the Product within one (1) month. Affinity will bear the cost of such repair or replacement. However, this Guarantee does not cover your costs of making the warranty claim.

Where the Product has been repaired or replaced the Warranty shall apply to the repaired or replaced Product for the balance of the period provided by this Guarantee.

You must provide proof of purchase as a consumer (showing the purchase date) and make written claim (including costs of claiming) to Affinity at the address specified within one (1) month after the defect was reasonably apparent, or if the defect was reasonably apparent prior to installation, the claim must be made prior to installation.

This Warranty is given by Buckeridge Nominees Pty Ltd (ABN 25 008 849 581)

as Trustee of the PAW Unit Trust (ABN 55 519 847 105) trading as Affinity Windows of

GPO Box 1408 Canning Vale WA 6970

Ph: 9334 4600

Email: rec@bgc.com.au

Australian Consumer Law Guarantees

For the purposes of this clause, “our” and “us” means Affinity, and where terms are defined in the ACL, they have the same meaning. The ACL requires us to give you the following notice about the ACL consumer guarantees:

Where the Supply relates to Goods Only

Our goods come with guarantees that cannot be excluded under the Australian Consumer Law. You are entitled to a replacement or refund for a major failure and compensation for any other reasonably foreseeable loss or damage. You are also entitled to have the goods repaired or replaced if the goods fail to be of acceptable quality and the failure does not amount to a major failure.

Where the Supply relates to both Goods & Services

Our goods and services come with guarantees that cannot be excluded under the Australian Consumer Law. For major failures with the service, you are entitled:

- To cancel your service contract with us; and
- To a refund for the unused portion, or to compensation for its reduced value.

You are also entitled to choose a refund or replacement for major failures with goods. If a failure with the goods or a service does not amount to a major failure, you are entitled to have the failure rectified in a reasonable time. If this is not done you are entitled to a refund for the goods and to cancel the contract for the service and obtain a refund of any unused portion. You are also entitled to be compensated for any other reasonably foreseeable loss or damage from a failure in the goods or service.

Compliance

It is important that manufacturers and importers of fenestration products have their products tested to AS2047 to meet the regulatory requirement of the National Construction Code (NCC).

What is Fenestration in a building?

Fenestration (architecture), refers to the design, **constructions**, or presence of openings in a **building**. **Fenestration** includes windows, doors, louvres, vents, wall panels, skylights, storefronts, curtain walls and slope glazed systems.

Non Conforming Building Products (NCBPs)

NCBPs are products and materials that claim to be something they are not; do not meet required standards for their intended use: or are marketed or supplied with the intent to deceive those who use them. Rectifying building work that has used non-conforming building products, whether knowingly or not, is time consuming, costly and unproductive. It is essential to minimize the risk of non-conforming building products entering the supply chain.

Recently building and construction stakeholders together including Governments, regulators, industry, unions, user groups and accreditation bodies have met to develop action plans to deal with the dilemma of non-conforming building products negatively impacting Australian business, increasing safety risks to Employees, the public and impacting long term asset values.

On 1st November 2017 the Building and Construction Legislation (Non-Conforming Building Products - Chain of Responsibility) Amendment Act 2017 became law in one of Australia's major states. Other States and Territories are expected to pass similar legislation rapidly.

The Act gives the State's Building and Construction Commission wide ranging powers including the ability to enter places to gather evidence of non-conforming building products (NCBP's).

One of the reasons for the creation of the ACT was the 2014 fire at Melbourne Lacrosse Tower apartment building. Aluminium composite cladding caught fire and spread up the building, causing significant damage with no loss of life. The NCBP Act addresses the use of non-conforming building products within the building product supply chain.

About two weeks after the NCBP Act was introduced into the States Parliament, the Grenfell Tower fire in West London claimed approximately 79 lives. This brought into focus the use of non-conforming building products and combustible cladding within the building and construction industry.

The Act also established a chain of responsibility for participants at all stages in the building product

supply chain to ensure that building products used in the State are safe and fit for purpose.

A person also falls within the chain of responsibility, and therefore has duties under the legislation, if they design, manufacture, import or supply a building product. A person also falls within the chain of responsibility if they install a building product.

Each person in the supply chain of responsibility for a building product must, so far as reasonably practicable, ensure that the product is not a non-conforming building product for an intended use.

With regards to meeting standards, all state and territory administrations has adopted the National Construction Code (NCC) as a nationally consistent, minimum necessary standards of safety, health, amenity and sustainability for building work.

Fundamental to the NCC are the various referenced documents that provide specific technical requirements of a material or method of construction.

Why you should Test your Fenestration products

Manufacturers have been compelled to have their fenestration products tested to the minimum performance requirements of AS2047 since the late 90s. Prior to that products were tested for research and development reasons, which fuelled innovation and design market advantage. Today manufacturers for an importers of fenestration products should have products tested to AS 2047 to meet the regulatory requirements of the National Construction Code (previously known as BCA).

Why the change? All building materials in a structure need to perform. Products that clad buildings need to meet the minimum performance requirements for wind load for geographical area. How do you know that you are supplying products that are adequate?

The answer is through type testing of each product for performance. All fenestration products should be built to meet performance criteria of each building. AS2047 has a labelling requirement so that the user of your products can be assured that the products being installed meet the location's performance requirements.

If you look into the performance requirement of AS2047 it places even greater expectations on the manufacturer to ensure that products perform. For instance, it has other Australian standard linkages

that ensure performance. For example: Powder Coating on Aluminium products needs to meet the performance requirements of AS3715 which in turn recommends that third party accreditation of the powder coating processes are in place.

Most people talk about the linkage to AS1288, the glass standard, however manufacturers need to ensure that all materials used in the manufacture of performance fenestration products meet various criteria.

The fenestration industry in Australia needs to ensure that all products can be proven to meet the minimum performance standards. For the market to have confidence in our products this is best proven through independently owned NATA endorsed testing where all products are assessed fairly without prejudice.

Specifiers

Specifiers of all types expect the products they are specifying will meet relevant standards. In the case of fenestration, they are reliant on the standards being robust and that product can be supplied to meet the requirement of the building. How do they do this without being expert on the performance of all building products?

They rely on standards that have been written by industry experts to provide minimum performance requirements and quote those standards in their specifications. It is up to the building industry to ensure that the products supplied meet those standards. This is reinforced with relevant standards being called up in the NCC. What can the specifier expect from the industry?

They expect proof that the fenestration being supplied, meets at least the minimum performance standards for each specific building site as set out in the relevant Australian Standards. How does the industry ensure this? Through testing labelling and technical literature.

Builders

What assurance do builders require? They require products that are fit for purpose. As they are responsible for all workmanship on site they need to ensure that the products being installed are going to be reliable and meet the performance conditions set for the site over the lifetime of the structure. Again how can they be sure?

They can be sure by comparing the performance criteria for the site to the labelling on the product

being supplied. This labelling performance should be able to be traced back to the manufacturers product type testing ensuring performance. The only evidence of assurance is a manufacturer fulfilling their obligations to meet relevant Australian Standards, which ensures labels are present and can be supported.

Property Owners

Property owners generally assume that product performance has links back to performance testing. They buy buildings as long term investments. They are generally reliant on the builder and all associated trades to have built the structure to meet all the regularity requirement. If something should go wrong with the products, a property owner would then seek evidence of the performance criteria of the product. If the products have been supplied to meet the Australian standards they will be tracked back to product testing performance.

You do not buy a car without assuming that it is fit for purpose. That it has undergone relevant testing to prove its performance. Why should a building be any different as it is generally a more expensive purchase? You would be right to assume that all products that go into that building would perform and have been proven through product testing.

Affinity have moved a long way from the days of testing and assurance just for innovation purposes and market advantage. Affinity have moved on to ensure that all products meet minimum performance requirements when they are supplied to our customers ensuring that we can compete on performance.

Affinity specifically utilise the independent and accredited organisation Azuma to carryout certification of its products, rather than alternative options such as in-house testing and engineering. Not only do Azuma utilise world class equipment and technology but added to this is Azuma's appropriately qualified people who also assist in making product improvements and modifications. This policy combined with routine on site auditing by the Australian Window Association (AWA) – to ensure Affinity products are manufactured daily to certified specifications – results in specifier's, builders and property owners receiving Compliant Building Products from Affinity.

Test Results

Affinity Windows uses Azuma Design for its entire independent Window and Door Testing

The Azuma Story


Azuma is one of Australia's largest privately-owned compliance testing and engineering companies helping businesses continually push the boundaries of product development. The company offers a wide range of industrial design, engineering and testing services throughout the Asia-Pacific region.

Industrial testing service

- Load testing
- Cycle testing
- Impact testing
- Accelerated corrosion testing
- Wind and Water penetration testing

With both NATA and IQNet accreditation, Azuma is capable of testing to Australian and international standards. Azuma is dedicated to improving these practices and as part of that commitment, the company has just introduced a brand new state-of-the-art testing rig to its facility, which is one of only two independent testing facilities of its kind in Australia. The **AS2047** wind and water penetration testing rig is designed specifically to test windows and doors for the harsh Australian environment.

The new facilities cater for the increase in demand for larger product with a capacity of **4.5 x 4.5m**. The rig also has the impressive fan capacity of **20,000Pa**. In addition to its size, the new testing rig also caters for a number of specific testing requirements, including cyclic wind testing for cladding as to the requirements of **AS1170 part 2**, in addition to measuring air infiltration differently through a laminar flow meter.



Affinity Windows Products Test Reports

CERTIFICATION			
AS2047 TESTING	PREVENTION OF FALLS TESTING	ACOUSTIC TESTING	SECURITY DOORS & SCREENS TESTING
AZTC 182.17	AZTO 113.18	ALA 16-092-1	AZT 0175.17
AZTO 128.16	AZTO 112.18	ALA 16-092-2	AZT 0169.17
AZTO 167.16	AZTO 114.18	ALA 16-092-3	AZT 0167.17
AZTO 141.16	AZTP 03.16	ALA 16-092-4	AZT 0171.17
AZTO 129.16	AZTP 01.16	ALA 16-092-5	
AZTO 127.16	AZTP 02.16	ALA 16-092-6	
AZTO 051.17	AZTP 01.17	ALA 16-092-7	
AZTO 052.17	AZTO 124.16	ALA 16-092-8	
AZTO 186.17	AZTP 151.13	ALA 16-092-9	
AZTO 138.16	AZTP 08.15	ALA 16-092-10	
AZTO 066.16	AZTP 94.13	ALA19-085-1	
AZTO 137.16	AZTP 93.13	ALA19-085-2	
AZTO 050.17	AZTP 23.14	ALA19-085-3	
AZTO 072.16	015.6	ALA19-085-4	
AZTO 139.16	015.8	ALA19-085-5	
AZTO 185.17	015.9	ALA19-085-6	
AZTO 166.16		ALA19-085-7	
AZTO 193.16		ALA19-085-8	
AZTO 147.16			
AZTO 145.16			
AZTO 426.16			
AZTO 401.16			
AZTO 403.16			
AZTO 018.17			
AZTO 016.17			
AZTO 080.19			





Affinity - Perth Office

85 Vulcan Road,
Canning Vale, Western Australia 6155
Telephone: 08 9334 4600
Facsimile: 08 9334 4501
Email: sales@affinitywindows.com.au
Website: www.affinitywindows.com.au

Affinity - South West Office

13 Allnut Court,
Bunbury, Western Australia 6230
Telephone: 08 9726 2048
Facsimile: 08 9726 2046



Printed using petroleum free inks, green electricity, together with recycling of waste designed to minimise our impact on the environment. Both the paper manufacturer and printer operate to the highest international environmental standard.

