







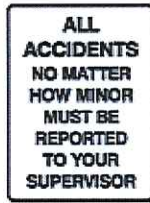


|  |  |
|--|--|
| <b>JOB/TASK: JOB ASSESSMENT ON RESIDENTIAL BUILDING</b>                              | <b>DATE: 18/04/2013</b>  |
| <b>REPLACES JSA: 37. Job Assessment 22-05-09</b>                                     | <b>Analysis by: John Payne, Alan Raeburn</b>   |
| <b>CLIENT NAME &amp; ADDRESS :</b>   | <b>Permits / Competencies Required: "White" Card or equivalent, Site Safety Manual</b>   |
| <b>EQUIPMENT/TOOLS REQUIRED:</b><br>Camera, Mobile Phone, Step Ladder, First Aid Kit | <b>PERSONAL PROTECTIVE EQUIPMENT REQUIRED:</b><br>    <br>Gauntlets also required<br>Safety Helmet to be worn if a site requirement |

| <b>RISK LEVEL</b>   |                      |  |                           |   |                         |
|---|----------------------|--|---------------------------|---|-------------------------|
| <b>H = high      M = med      L = low      N = negligible</b> |                      |  |                           |   |                         |
| <b>No</b>   | <b>JOB/TASK STEP</b> | <b>POTENTIAL HAZARDS</b>   | <b>INITIAL RISK LEVEL</b> | <b>SAFE WORK / CONTROL MEASURES</b>   | <b>FINAL RISK LEVEL</b> |
| 1   | Arrival on Site      | 1. Parking on public roads<br>2. Roof not complete<br>3. Breach of site safety requirement<br>4. Mobile plant, vehicle movement<br>5. Site congestion<br>6. Weather conditions<br>7. Young workers<br>8. Working Alone | M                         | 1. As far as possible do not park on busy road, concentrate on safely accessing site when out of vehicle<br>2. Do not enter site, advise BGC Supervisor<br>3. PPE to be worn as per site signage or safety plan. Hard hats to be worn on construction sites<br>4. Do not approach mobile plant / vehicle unless driver signals OK<br>5. Liaise with other trades<br>6. Plan task, be aware of the forecast and check for approaching change in weather<br>7. Young workers aged under 18 years or inexperienced workers to be supervised at all times<br>8. If unexpectedly working alone contact BGC Office as per Working Alone procedure | L                       |

| JOB/TASK: JOB ASSESSMENT ON RESIDENTIAL BUILDING |                   | DATE: 18/04/2013   |          |   |          |
|--|-------------------|--|----------|---|----------|
| <b>2</b>   | <b>Setting up</b> | <b>1. Site Hazards -</b><br><b>Lacerations</b><br><b>Bruising</b><br><b>Objects falling from above</b><br><b>Impalement</b><br><b>Trips / Slips</b><br><b>Multi unit sites</b><br><b>Sprains and strains</b><br><b>Electrical</b><br><b>Hazardous substance</b><br><b>Fall from heights</b><br><b>Scaffolding</b><br><b>Pets / Pests</b> | <b>H</b> | <b>1. Inspect site to identify hazards and complete the Site Safety Report. JSA Variation Form to be completed if hazard not controlled by this JSA. Controls include</b> <ul style="list-style-type: none"> <li>• thoroughfares to be left clear</li> <li>• establish clear zones for workers</li> <li>• check for spikes, stakes picket fences</li> <li>• identify trip hazards and mark with tape or cones</li> <li>• Liaise with other trades – consider barricades or signage</li> <li>• JSA Variation Form to be used if additional hazards are identified</li> <li>• Stretching / warm up exercises are recommended upon arrival to site</li> <li>• Use correct lifting techniques, do not strain to lift, get someone to help</li> <li>• Check clearance to power lines</li> <li>• Conduct pre-start check of any power tools and inspection tag – DO NOT use if damaged or tags are out of date,</li> <li>• All tools and leads to be RCD protected,</li> <li>• Run leads out of way from potential damage and out of water</li> <li>• If using a “Hazardous Substance” ensure there is a MSDS in the Site Safety Manual. Obtain from retailer if substance not BGC supplied</li> <li>• Any scaffolding over 4 metres must be erected by licensed scaffolder</li> <li>• Inspect condition of scaffolding, do not use if damaged, incomplete or unsteady – advise BGC Supervisor</li> <li>• Discuss animal with owner, request it be secured if it is a threat</li> </ul> | <b>M</b> |

| JOB/TASK: JOB ASSESSMENT ON RESIDENTIAL BUILDING   |                      | DATE: 18/04/2013  |   |   |   |
|--|----------------------|---|---|---|---|
| 3  | Carry out assessment | 1. Electric shock<br>2. Sprains and strain<br>3. Noise<br>4. Dust<br>5. Flying objects causing eye injury<br><br>6. Trips and falls<br><br>7. Falls from height<br><br>8. Incorrect information | M | 1. Inspections. Tagging<br>2. Do not strain to lift, get assistance<br>3. Use hearing protection<br>4. Wear dust mask when drilling concrete<br>5. Wear eye protection if other trades are working nearby<br>Comply with warning signs<br>Discuss any known hazards with builder / resident<br>6. If steps or scaffolding used to access off ground level, check that all handrail and balustrades are in place and secure<br>7. Maintain 3 points of contact when climbing steps or ladders<br>Ladder incline to be on 1 to 4 ratio, secure ladder<br>Only work from compliant work platforms<br>Inspect ladders / work platforms – do not use if damaged<br>Ensure that ladder or platform is on stable level ground<br>8. Take photos of as reference for job assessment | L |
| 4  | Leave Site           | 1. Customer relationships<br>2. Mobile plant or vehicles<br>3. Public roads and traffic   | M | 1. If builder or owner is on site, discuss outcome of assessment<br>2. Do not approach mobile plant / vehicle unless driver signals<br>3. Complete all documentation and phone calls before driving away from safe parking location   | L |
| Reviewed by:<br><div style="display: flex; justify-content: space-between; align-items: flex-start;"> <div style="width: 45%;"> <br/>             _____<br/>             Glenn Speck, Operations Manager           </div> <div style="width: 45%;">             DATE: <u>19/4/13</u> </div> </div><br><div style="display: flex; justify-content: space-between; align-items: flex-start;"> <div style="width: 45%;"> <br/>             _____<br/>             Mike Friend, Divisional Manager           </div> <div style="width: 45%;"> <div style="display: flex; justify-content: space-between;"> <div style="width: 45%;">             DATE: <u>22.4.13</u> </div> <div style="width: 45%;"> <br/>             _____<br/>             John Payne, OHS Manager           </div> </div> </div> </div> |                      |   |   |   |   |



I, (print name)..... hereby confirm that I have read and been trained in this Job Safety Analysis number SITE 03.00 and agree to comply with the Safe Work / Control Measures

Signed: .....

Date: .....